

General Conference Seeds Pack

{ Sew Seeds of Faith... Harvest a Testimony! }

The Idea: Just as Alma taught in the Book of Mormon, as we plant seeds of faith and nurture them in our hearts, they will grow into a knowledge of truth. As we listen to General Conference and allow the words of the prophets to be planted in our hearts, and then nurture them with action, they will grow into a testimony of the truthfulness of the words.

What To Do: Dedicate some wall space to where your Conference Garden will be 'planted' (taped up). ☺ Have fun with it... maybe put up some brown construction paper along the bottom to be the 'dirt', or make a 'sun' out of construction paper to put up... whatever you want to do to make it fun for your family.

Then print out a Conference Seed Pack for each person participating in the activity. Cut out the seed packet and all of the veggies. Assemble the seed packet and then place the 15 veggies in the packet. This is what you will give to each child (or they can assemble the packets themselves if they're old enough). ☺

As you listen to General Conference, find the appropriate veggie for each speaker and write what the theme of each talk was in the space provided on the front of the speaker's veggie. On the back, write one thing you would like to do to be better at the given topic. This could be something the speaker encouraged from the talk, or just something that came to your mind as you listened. (Parents will need to help small children with this.)

After Conference, 'plant' your vegetables in the garden space on your wall. You can give each person they're own 'plot of land' or plant all the vegetables together as one big family garden. Then, as you nurture your seeds to help them grow (i.e. do the things your wrote on the back of your veggies), it's time to 'harvest' and you can pick the vegetables from the garden.

The Goal: The hope is that by the time your family gets through harvesting the vegetables, each family member will have been able to grow or strengthen their testimony of the things we have been taught, and gained a greater appreciation for the words of the prophets and our Savior Jesus Christ. Not to mention a greater feeling of peace in the home. ☺

Happy Harvesting!



{ Print and cut along outer edges. Fold on all dotted lines, then glue or tape to assemble the seed packet. }

Fold and glue or tape to the backside of the front of seed packet




Fold and glue/tape to the backside of the front of seed packet



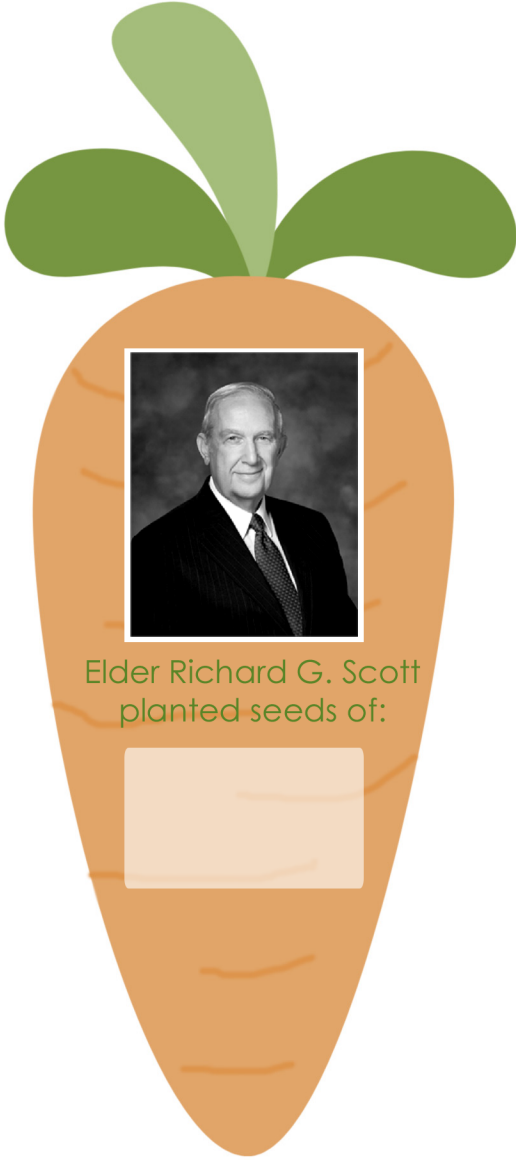
Elder David A. Bednar
planted seeds of:

Elder M. Russell Ballard
planted seeds of:




President Thomas S. Monson
planted seeds of:


Conference Veggies - 2



Elder Richard G. Scott
planted seeds of:



Elder Neil L. Anderson
planted seeds of:

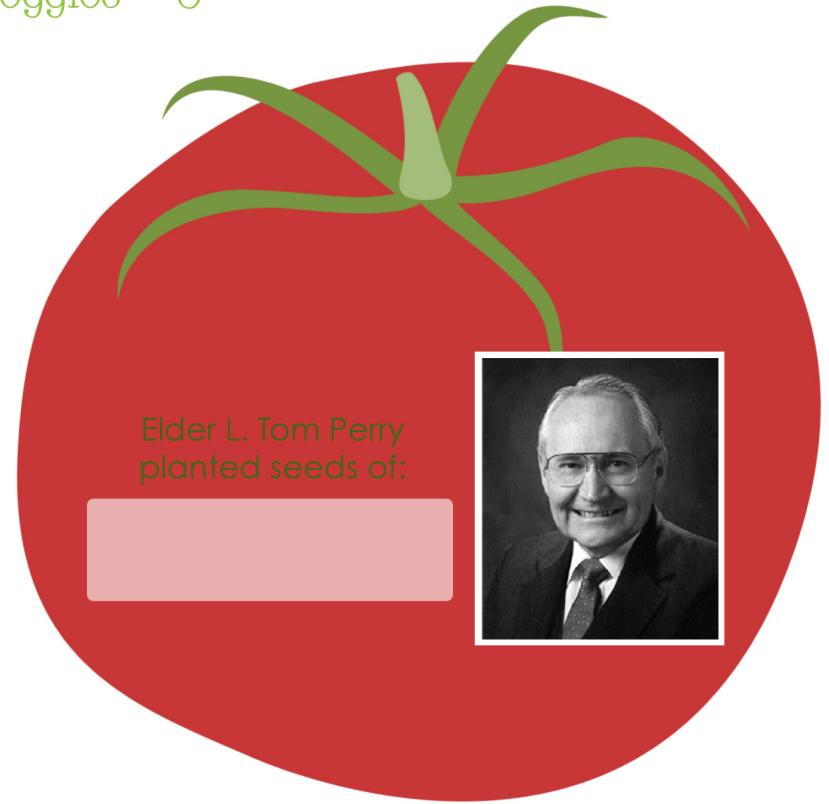


Elder Russell M. Nelson
planted seeds of:

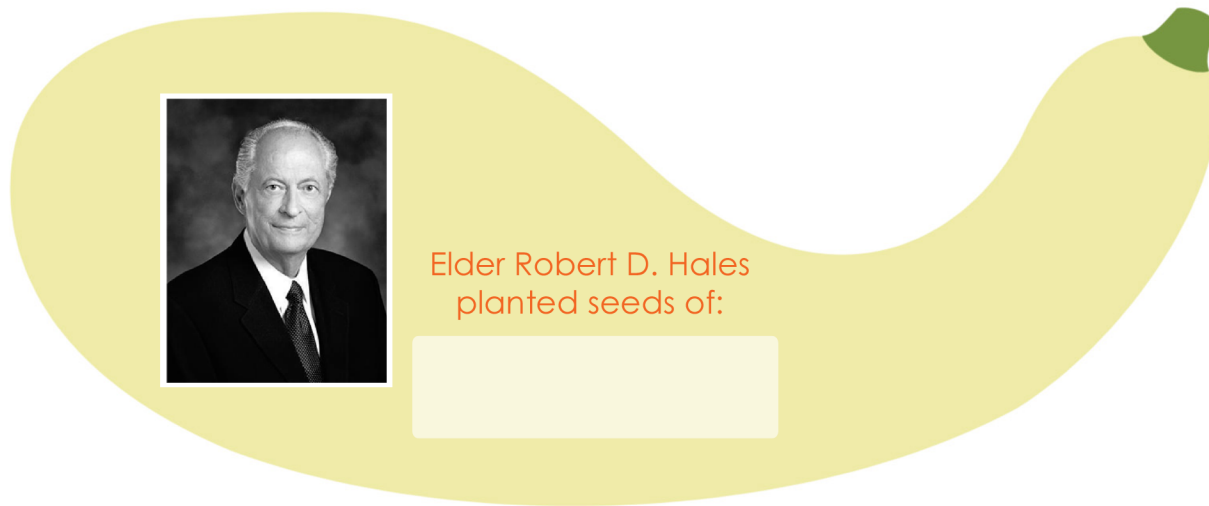
Conference Veggies - 3



President Dieter F. Uchtdorf
planted seeds of:




Elder L. Tom Perry
planted seeds of:





Elder Robert D. Hales
planted seeds of:



Conference Veggies - 4




President Henry B. Eyring
planted seeds of:



Elder Dallin H. Oaks
planted seeds of:



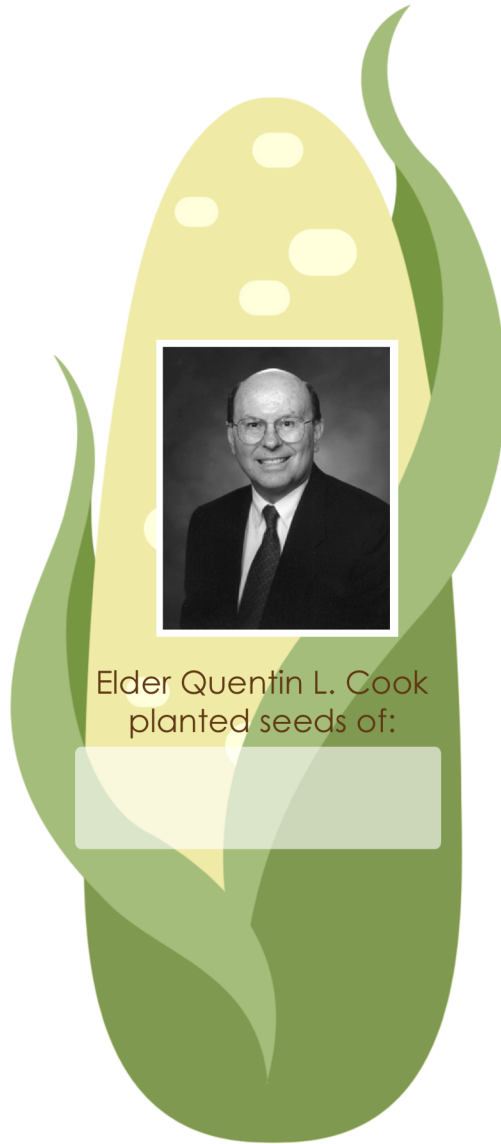
President Boyd K. Packer
planted seeds of:



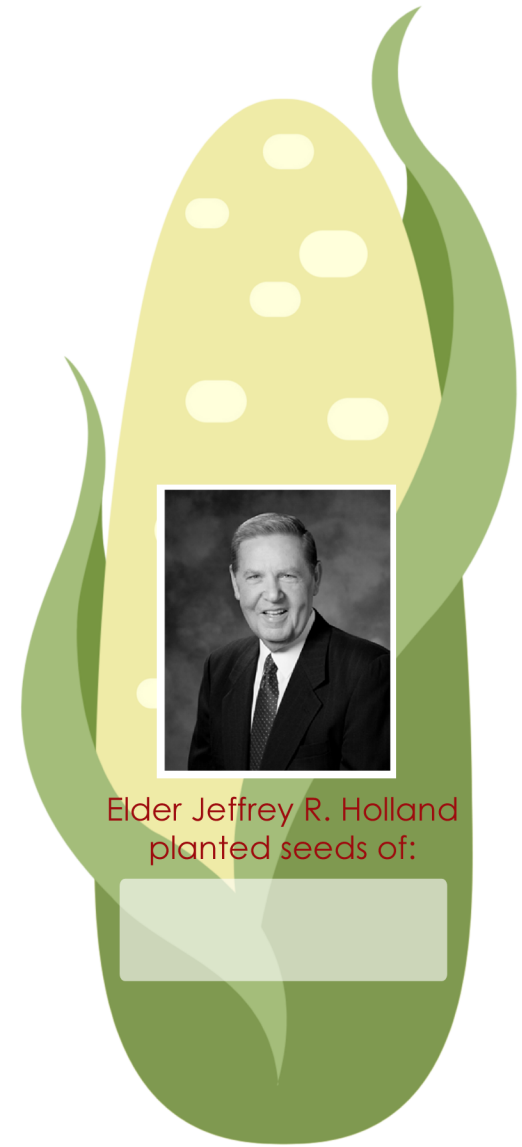

Conference Veggies - 5



Elder D. Todd Christofferson
planted seeds of:



Elder Quentin L. Cook
planted seeds of:



Elder Jeffrey R. Holland
planted seeds of:

